

*Lake Michigan
Sampler Guild*

Memories of 2005

2005 Calendar

Past programs are kept on the website for reference purposes so that you can see the variety and quality of programs that LMSG has offered.

Date/Time	Program
1/9/2005 1:30-4:00	2005 Stitcher's Challenge Meeting at Glen Ellyn Library LMSG-Amy Keaton
2/20/2005 1:30-4:00	Russian Punchneedle Meeting at Glen Ellyn Library Pam Douda
3/5/2005 9:00-10:00	Schoolgirl Embroideries Lecture at Winnetka Antiques Show Amy Finkel
4/10/2005 1:30-4:00	Virginia Schoolgirls and their Needlework Meeting at Glen Ellyn Library Kim Smith Ivey
5/14/2005 9:00-4:00	Folk Art Sewing Box Workshop at Health Track Kathy Barrick-Dieter
5/15/2005 1:30-4:00	Pin-stuck Pincushion Meeting at Glen Ellyn Library Kathy Barrick-Dieter
6/12/2005 1:30-5:00	2005 Guild Picnic and Tag Sale Meeting at Home of Susan Balsai LMSG-Amy Keaton
7/15/2005 All day	Joanne Harvey Guild Road Trip – 3 days Workshop Joanne Harvey
8/13/2005 9:30-4:00	Margaret Taylor Scottish Sampler Workshop at Buehler YMCA Margriet Hogue
8/14/2005 9:30-4:00	German Sampler Workshop at Buehler YMCA

Date/Time	Program
	Margriet Hogue
9/11/2005 1:30-4:00	September 2005 Meeting Meeting at Glen Ellyn Library LMSG-Amy Keaton
10/9/2005 1:30-4:00	2005 Anniversary Party Meeting at Glen Ellyn Library Ellen Chester
11/13/2005 1:30-4:00	Amy's Sampler Collection Part 2 Meeting at Glen Ellyn Library LMSG-Amy Keaton
12/11/2005 1:30-4:00	2005 Holiday Party and Ornament Exchange Meeting at Glen Ellyn Library LMSG-Amy Keaton

[Edit](#)

2005 Stitcher's Challenge

Date: 1/9/2005

Time: 1:30-4:00

Type: Meeting

Location: Glen Ellyn Library

Teacher: LMSG-Amy Keaton

The January meeting will again be the kickoff for our year long "Finish Your UFO" Challenge. Those of you who participated last year certainly finished some beautiful pieces, and much fun was had shopping through Kathy Bourne's stash for prizes. So, it's time for you to dig up another UFO – we know you have one – and join the fun again this year.

At the meeting we will describe the project or projects that we'd like to make progress on in 2005, and complete our "contracts". There will be an intermediate progress report at the Guild picnic in June, and progress reports for special prize consideration and for out-of-town members will be provided to Amy by the November meeting date.

The final show-and-tell (for those stitching right down to the wire) will be at the December meeting, with prizes awarded at that time. If you can't make the January meeting but would still like to participate, fill out the contract form and send to Amy Keaton by the end of January.

Highlights

Our new president, Susan, began the meeting by welcoming the attendees and wishing them Happy New Year! We learned that about half our members have already sent in membership renewals. Remember to send them in, so you don't miss any of our exciting 2005 programs.

Amy, our program chair, requested that each member wear a nametag at every meeting. If you have stitched one, please bring it along and wear it at our next meeting. Amy announced that Margriet Hogue will give classes on August 13th and 14th for the guild. On Saturday, she will present a Scottish sampler that was previously taught in Williamsburg. On Sunday, there will be unique project presented for LMSG.



Click on any of the pictures below to see a larger image.



Next, we had Show and Tell. Leslie Lewis said that she decided to start the new year right and finish a project on Christmas Eve and start one on New Year's Day. She brought her completed project to show us: the pinball taught by Margriet Hogue in August.



Kathy Mical brought the angel Gabriel that she stitched. for one of her grandsons. The piece was based on a design by Teresa Wentzler, enhanced by Kathy. She has started a wonderful family tradition of stitching an angel for each of her grandchildren.




The January meeting was the kickoff for our 2005 Stitcher's Challenge. We had 14 members who signed contracts for the projects they want to complete in 2005. We went around the room and each member described her stitching goals for the new year. We also talked about our New Year's resolutions for 2005 including:

- Stitch everyday
- Stitch once a week
- Stitch one thread length per day
- Be more organized so it doesn't take as long to find things
- Keep a journal

After each member presented her project(s), they were placed on the table at the front of the room. Then we admired their selections, talked and stitched. One member commented that stitching is as good as therapy, but too bad it's not tax deductible!

If you couldn't attend the meeting or you live out of town, you can still participate in the 2005 Stitcher's Challenge. Just fill out the contract form and send it to our program chair, Amy, before the end of the month. Shown below are some of the partially completed projects that members hope to finish in 2005.



Hope to see you at our first workshop of 2005 in February.
Don't forget to renew your LMSG membership!

Show and Tell



Angel Gabriel



Pinball

[Edit](#)

Russian Punchneedle

Date: 2/20/2005

Time: 1:30-4:00

Type: Meeting

Location: Glen Ellyn Library

Teacher: Pam Douda

Our

February meeting will be a Russian Punchneedle class taught by Pam Douda of Tomorrow's

Heirlooms. Russian Punchneedle is a popular technique that allows you to create small designs that can be used for pins or ornaments – they look like hooked rugs.

Our February project will be a small heart pattern, approximately 2" square.

The price of \$48 covers all materials, including the special needle, and the teaching fee. Once you have the needle you can complete other projects very quickly and inexpensively – all you need is a pattern, muslin and DMC. You should go home with a finished project from our class. We guarantee you'll be hooked, and Pam will be bringing some additional patterns to sell. Deadline for signup is the January 9th meeting.



[Edit](#)

Schoolgirl Embroideries

Date: 3/5/2005

Time: 9:00-10:00

Type: Lecture

Location: Winnetka Antiques Show

Teacher: Amy Finkel

Amy Finkel of M. Finkel and Daughter of Philadelphia will present a lecture on antique samplers in her booth at the Winnetka Antiques Show.

Highlights

Members of the Lake Michigan Sampler Guild, along with other interested antique-lovers, were treated to a wonderful lecture by Amy Finkel of M. Finkel & Daughter at the Winnetka Antiques Show. Approximately 30 people came to the show early on Saturday morning to hear Amy's lecture on Schoolgirl Embroideries.

The real treat in hearing Amy talk was the fact that her lecture was beautifully illustrated by the gorgeous samplers for sale in her booth. She discussed the unique characteristics of American samplers, using examples from Boston, Philadelphia and other New England states. She contrasted the pictorial, free-flowing style of the American samplers with the symmetrical, motif-filled examples of 19th century English samplers.

In addition, we were able to view examples of Spanish, German and Scottish samplers. Stepping into Amy's booth at the show is like visiting a museum, and many of us spent extra time after the lecture examining all of the samplers in detail.



Hope to see you at our April workshop!
Keep working on those 2005 projects!

[Edit](#)

Virginia Schoolgirls and their Needlework

Date: 4/10/2005

Time: 1:30-4:00

Type: Meeting

Location: Glen Ellyn Library

Teacher: Kim Smith Ivey

Kim Smith-Ivey, Asst. Curator of the Textile Department of Colonial Williamsburg, will lecture on Virginia schoolgirls and their needlework.

[Edit](#)

Pin-stuck Pincushion

Date: 5/15/2005

Time: 1:30-4:00

Type: Meeting

Location: Glen Ellyn Library

Teacher: Kathy Barrick-Dieter

On Sunday, May 15th, the general meeting and pin stick class will be held at the Glen Ellyn library at 1:30. Everyone is encouraged to attend. We will have the normal meeting and show and tell as well as a trunk show of Kathy's work. Kathy will supply everything we need for the stick pin class to create a reproduction of a wonderful antique hanging pincushion. We'll spend the afternoon "sticking" our designs. It's a fun and easy project with great results! For those taking the pin stick class, the final cost is \$50.



[Edit](#)

Folk Art Sewing Box

Date: 5/14/2005

Time: 9:00-4:00

Type: Workshop

Location: Health Track

Teacher: Kathy Barrick-Dieter

Please

note that the Saturday, May 14th, Folk Art Box class presented by Kathy Barrick-DieterKim will be held at Health Track in Glen Ellyn starting at 9 AM. This is different than the previously published library location.

Create a wonderful, primitive sewing chest with traditional folk art motifs to hold your sewing treasures and a folky made-to-fit pincushion for inside. The morning's class will include applying ball feet, painting the base coats and stenciling and hand-painting the designs on our boxes. (The hand-painting part is very easy. You'll be supplied with tiny paint brushes and will just make a few strokes!) In the afternoon, we will design and make our pincushions from felted wool using blanket stitches and antique buttons. Everyone is asked to bring an old shirt to protect their clothing while painting. Final price for the folk art box is \$140.

[Edit](#)



2005 Guild Picnic and Tag Sale

Date: 6/12/2005

Time: 1:30-5:00

Type: Meeting

Location: Home of Susan Balsai

Teacher: LMSG-Amy Keaton

In June, join us for a guild picnic, tag sale and progress check on our year long contracts at the home of our president, Susan Balsai. Her address is 8132 Danneil Circle, Long Grove, IL. The location is off of Midlothian Road, north of Gilmer and south of Rt. 60/83. Please let Amy Keaton know if you will bring a salad or dessert. The guild will provide the main course, chips, drinks and paper goods. Also please bring any needlework related items you would like to sell, trade, or giveaway for a group swap meet/garage sale. In addition, bring "evidence" of your progress on your year long contract, prizes may be given. It promises to be a casual afternoon of fun. Please direct questions to Susan or Amy.

[Edit](#)

Joanne Harvey Guild Road Trip - 3 days

Date: 7/15/2005

Time: All day


Type: Workshop

Location:


Teacher: Joanne Harvey

We will carpool to Dearborn, MI to tour lovely places and take a class from Joanne Harvey. The cost for the weekend will be \$50 to cover the stitching/classroom and teaching fees. Joanne will be teaching two kits. Click on the pictures below to see a larger image.

Friday night will be the Katharina Holden sampler. Katharina was born October 13, 1717 and completed this sampler at age of 16. This striking sampler combines pattern and texture to create a striking example of girlhood embroidery. It displays many elements found on 18th century Newport, Rhode Island samplers. The sampler is stitched on 40 count linen with DMC. The cost is \$96.50.



Saturday night Joanne will teach Margaret Smith dated 1820. The kit is 28 count linen (like the original). The cost is \$78 for DMC and \$156 for silk.



Highlights

We had a wonderful time visiting Joanne. Here we are in the hat shop at Greenfield Village wearing our favorite hat!

Click on the image for a large version of the picture (600K)



[Edit](#)

Margaret Taylor Scottish Sampler

Date: 8/13/2005

Time: 9:30-4:00

Type: Workshop

Location: Buehler YMCA

Teacher: Margriet Hogue

Margriet

Hogue of The Essamplaire will teach two pieces. On Saturday she will teach Margaret Taylor, a Scottish sampler. The kit price is \$136. This price does **not** include the teaching fee. Click on the picture for a larger image.



[Edit](#)

German Sampler

Date: 8/14/2005

Time: 9:30-4:00

Type: Workshop

Location: Buehler YMCA

Teacher: Margriet Hogue

Margriet

Hogue of The Essamplaire will teach two pieces. On Sunday, she will teach a German sampler.

The kit price is \$127. This price does **not** include the teaching fee.

[Click on the picture for a larger image.](#)

[Edit](#)



September 2005 Meeting

Date: 9/11/2005

Time: 1:30-4:00

Type: Meeting

Location: Glen Ellyn Library

Teacher: LMSG-Amy Keaton

TBA

[Edit](#)

2005 Anniversary Party

Date: 10/9/2005

Time: 1:30-4:00

Type: Meeting

Location: Glen Ellyn Library

Teacher: Ellen Chester

It's the Lake Michigan Sampler Guild's 7th Anniversary! We're having a birthday party to celebrate. Join us for fun, refreshments and a special surprise. Ellen Chester of With My Needle has designed a project especially for our guild, to celebrate our 7th anniversary.

To celebrate our 7th anniversary, Ellen Chester has created a Friends in Stitches sewing set. We'll also have special refreshments for our birthday celebration. Here is what Ellen says about the project:

This sewing case celebrates the bonds created among stitching friends. The project is dedicated to my friends of the Lake Michigan Sampler Guild on the occasion of their 7th anniversary.

The front of the case features two girls holding a piece of embroidery representing the bond between them. Also on the front of the case are cardinals and violets. You can personalize the case front with your own initials.



On the back of the sewing case is a small sampler with the lovely old verse, My needle does my heart engage. There are also dividing bands with various sampler stitches and more cardinals and violets. There is room to further personalize your case. The model is personalized with the name of the guild, Lake Michigan Sampler Guild



The inside of the case has an embroidered pinkeep on one side and a pocket for storing your needlework treasures on the other side.



In addition to the sewing case, there is a needlebook resembling a sampler with dividing bands worked in different sampler stitches.



Stitches used: alternating double backstitch, backstitch, closed herringbone, cross stitch, cross stitch over one linen thread, four sided, mosaic, Rhodes heart, rice stitch variation, satin, smyrna cross, tent, vertical closed herringbone, and zigzag.

Kit Contents: In addition to photos and detailed directions for stitching and assembling the project, the kit includes 32-count linen, silk threads, silk dupioni for the lining, hand-dyed ribbon, beads for the closures, Skirtex interfacing,

Special Order Items

The following items can be preordered and will be delivered at the class. Please contact Amy Keaton to order.

Scrimshaw ruler: \$28

Scrimshaw threadwinder: \$38

Sterling silver cardinal charm: \$5 (The charm makes a nice embellishment on a scissors tassel.)



Deadline to Register: August 15, 2005

Cost including teaching fee is \$60.

[Edit](#)

Amy's Sampler Collection Part 2

Date: 11/13/2005

Time: 1:30-4:00

Type: Meeting

Location: Glen Ellyn Library

Teacher: LMSG-Amy Keaton

Part 2 of Amy's sampler collection will be shared with the guild.

[Edit](#)

2005 Holiday Party and Ornament Exchange

Date: 12/11/2005

Time: 1:30-4:00

Type: Meeting

Location: Glen Ellyn Library

Teacher: LMSG-Amy Keaton

Join us at our annual Holiday Party and ornament exchange! Start your stitching early on either an ornament or a needlework small to exchange at the meeting. If you'd like, bring along a favorite holiday treat to share.

Did you finish your 2005 project? You'll have a chance to share your progress at this meeting. We'll have a Show and Tell of the projects chosen by the members at the January meeting. Numerous prizes will be awarded.

Highlights

We had a wonderful holiday party and we hope you were able to attend. Our meeting began with some announcements, but we were all soon distracted. As we gazed out the window at the end of the room when what to our wondering eyes did appear but Santa, dressed in a beautiful red suit! Where was he going, we all asked ourselves and then he appeared at our door. He went to the front of the room and opened his sack. It was not full of samplers, but treats he explained. He handed each member a box tied with a red bow and said Happy Holidays! We were all convinced he had the wrong room and we would have to give the candy back! No one knew who Santa was, but one of our members finally confessed. What a wonderful surprise to start our holiday party! Thank you Mary Ann and Santa!



One part of our program was the ornament exchange. Six members participated this year. Take a close look at the picture and perhaps you'll get motivated for next year! The ornaments were great and we had fun admiring each one.



The other part of our program was the presentation of the 2005 projects. Members brought their finished (and unfinished) projects to share. LMSG has some very talented stitchers! There were no first, second, or third place prizes this year because it was just too hard to decide how to award them. Instead, each member who participated got a gift from the guild – a certificate good on a future class of their choice. We'd like to thank everyone who participated.



We ended with the holiday treats. There was a big variety and everyone loved sampling (no pun intended) all of the different goodies. We all enjoyed a relaxing afternoon during the hectic holiday season. If you couldn't attend this year, please put the 2006 Holiday Party on your calendar now, so you won't miss the fun next year! And make a New Year's resolution to start your ornament early... Happy holidays to everyone and hope to see you next year!



[Edit](#)